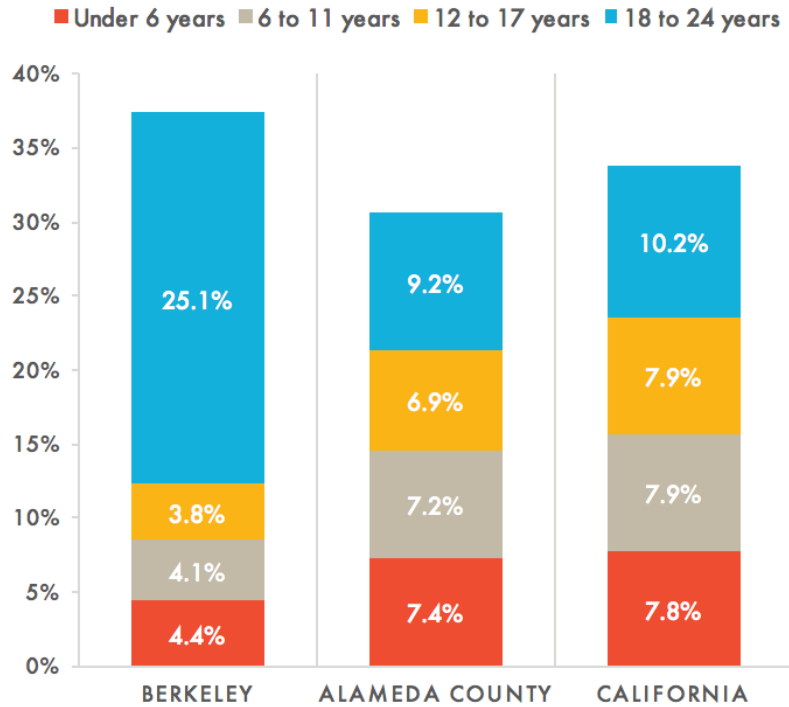


City of Berkeley:

Characteristics of Children & Adolescents

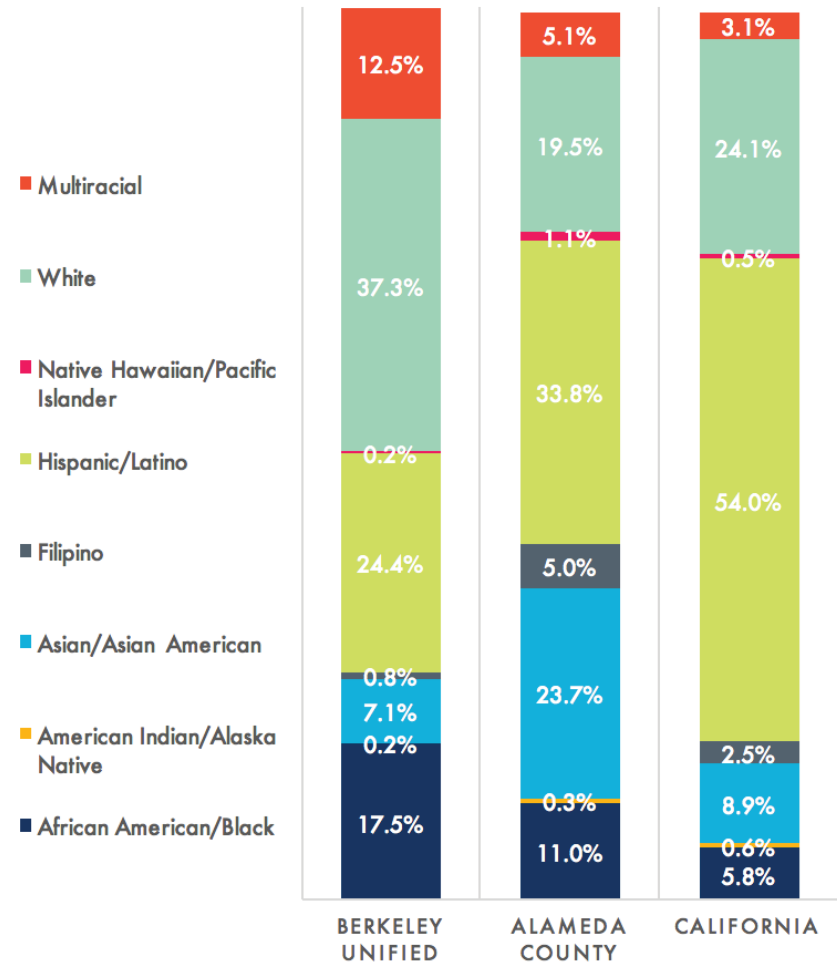
% POPULATION 24 YEARS OF AGE AND YOUNGER



Total number of Berkeley residents 24 years and younger: 44,307

Source: US Census 2016 ACS 5-year Estimates, Table S091

PUBLIC SCHOOL ENROLLMENT BY RACE/ETHNICITY

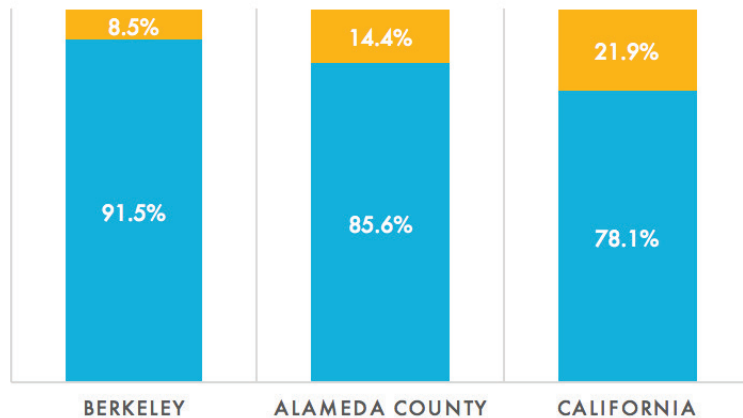


Total number of students enrolled in Berkeley Unified School District: 10,462

Source: California Dept. of Education, California Basic Educational Data System (Jun. 2016)

POVERTY STATUS IN PAST 12 MONTHS: CHILDREN UNDER 18

■ At or above poverty level ■ Below poverty level

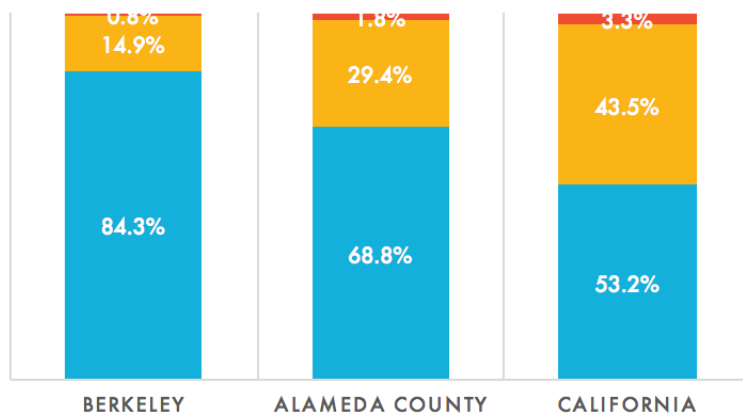


Total number of Berkeley children below 100% poverty line: 1,236

Source: US Census 2016 ACS 5-year Estimates, Table S091

HEALTH INSURANCE BY TYPE: CHILDREN 0-17 YEARS

■ Insured Private Coverage ■ Insured Public Coverage ■ Uninsured



Source: US Census 2016 ACS 5-year Estimates, Table S2701

	Berkeley	Alameda County	California
Median income	\$139,470	\$99,305	\$66,485
% Children below poverty line	8.5%	14.4%	21.9%
% Children living in households with Supplemental Security Income (SSI), cash public assistance income, or Food Stamp/SNAP benefits	14.1%	21.1%	26.9%
% Population experiencing housing cost burden (30% or more of income spent on housing costs)	55.6%	51.8%	56.4%

Source: US Census 2016 ACS 5-year Estimates, Table S091