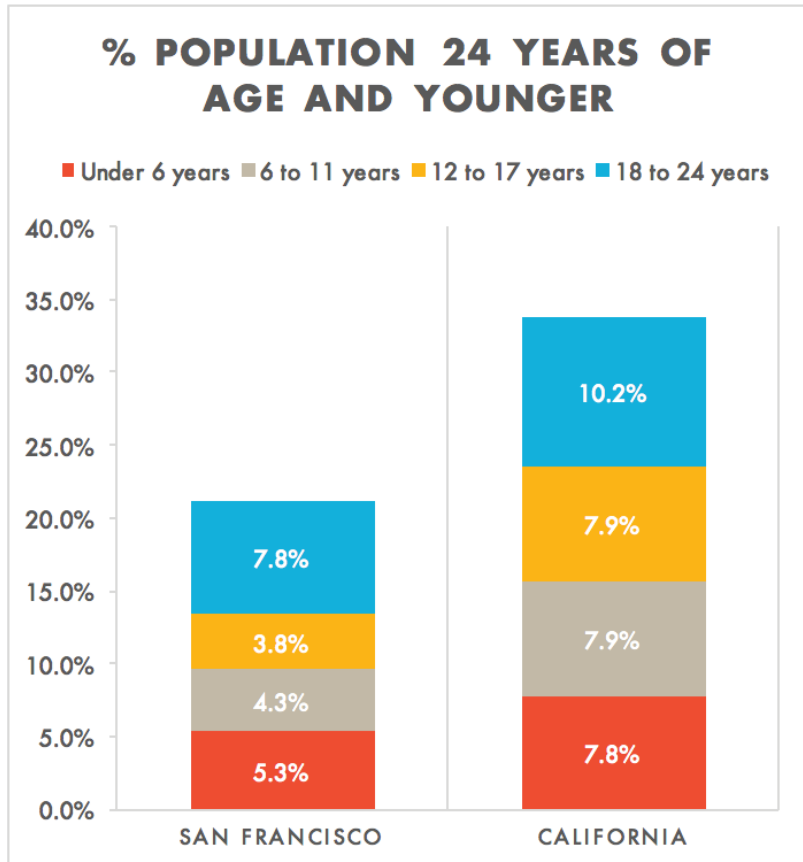


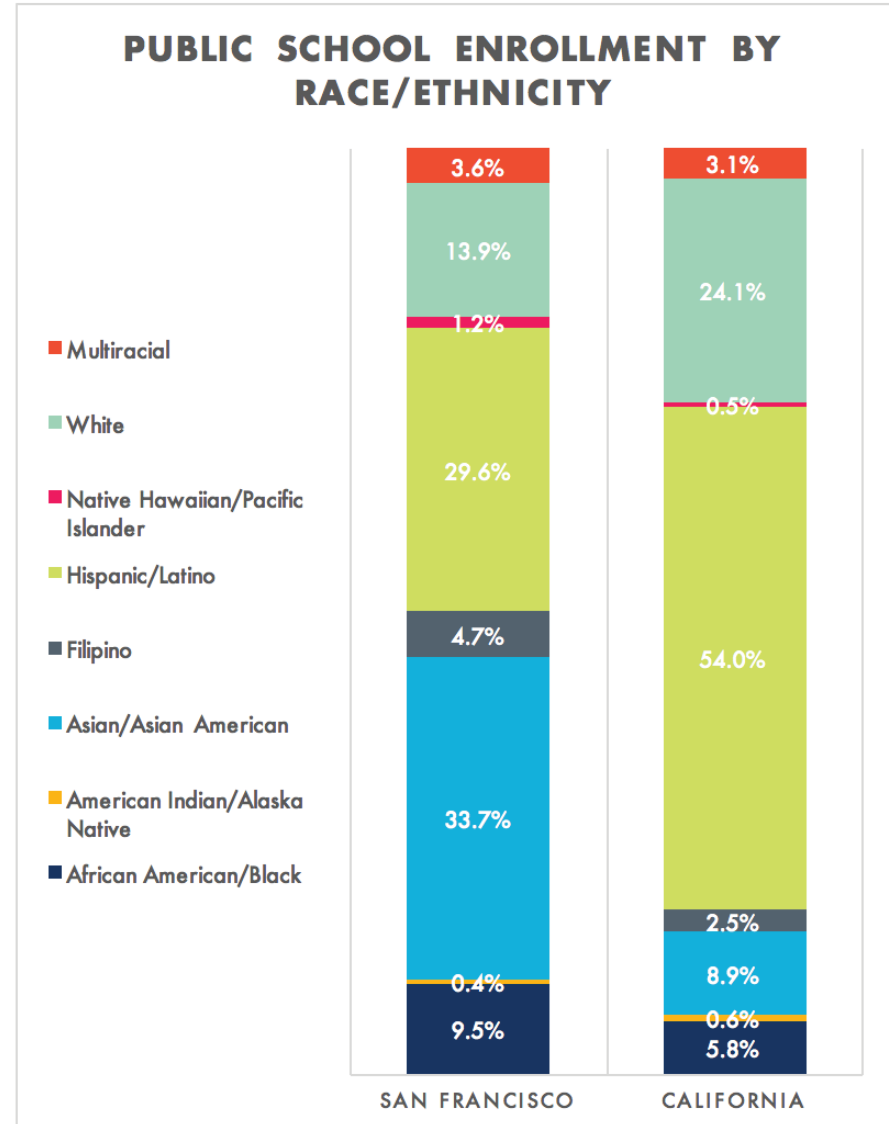
# City & County of San Francisco:

## Characteristics of Children & Adolescents



Total number of San Francisco residents 24 years and younger: 180,291

Source: US Census 2016 ACS 5-year Estimates, Table S091

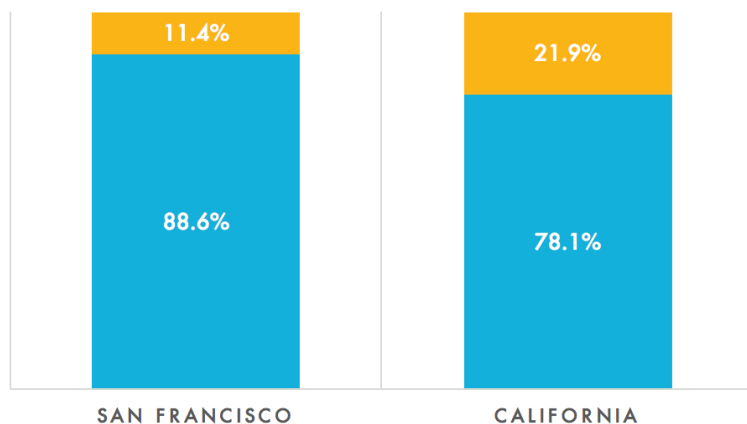


Total number of students enrolled in San Francisco Unified School District:

Source: California Dept. of Education, California Basic Educational Data System (Jun. 2016)

## POVERTY STATUS IN PAST 12 MONTHS: CHILDREN UNDER 18

■ At or above poverty level ■ Below poverty level

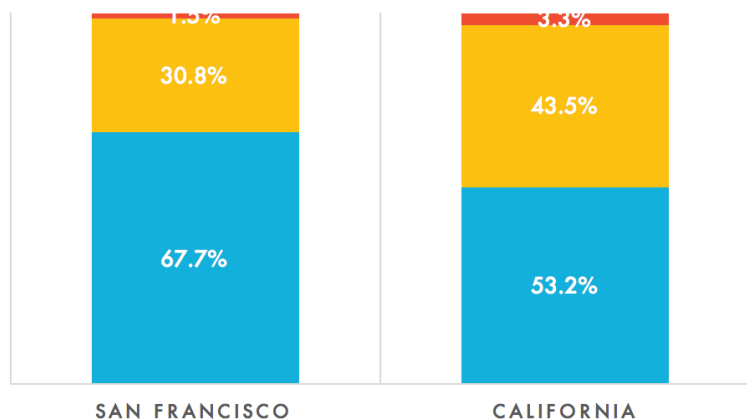


Total number of San Francisco children below 100% poverty line: 12,818

Source: US Census 2016 ACS 5-year Estimates, Table S091

## HEALTH INSURANCE BY TYPE: CHILDREN 0-17 YEARS

■ Insured Private Coverage ■ Insured Public Coverage ■ Uninsured



Source: US Census 2016 ACS 5-year Estimates, Table S2701

	San Francisco	California
Median income	\$116,315	\$66,485
% Children below poverty line	11.4%	21.9%
% Children living in households with Supplemental Security Income (SSI), cash public assistance income, or Food Stamp/SNAP benefits	19%	26.9%
% Population experiencing housing cost burden (30% or more of income spent on housing costs)	43.6%	56.4%

Source: US Census 2016 ACS 5-year Estimates, Table S091